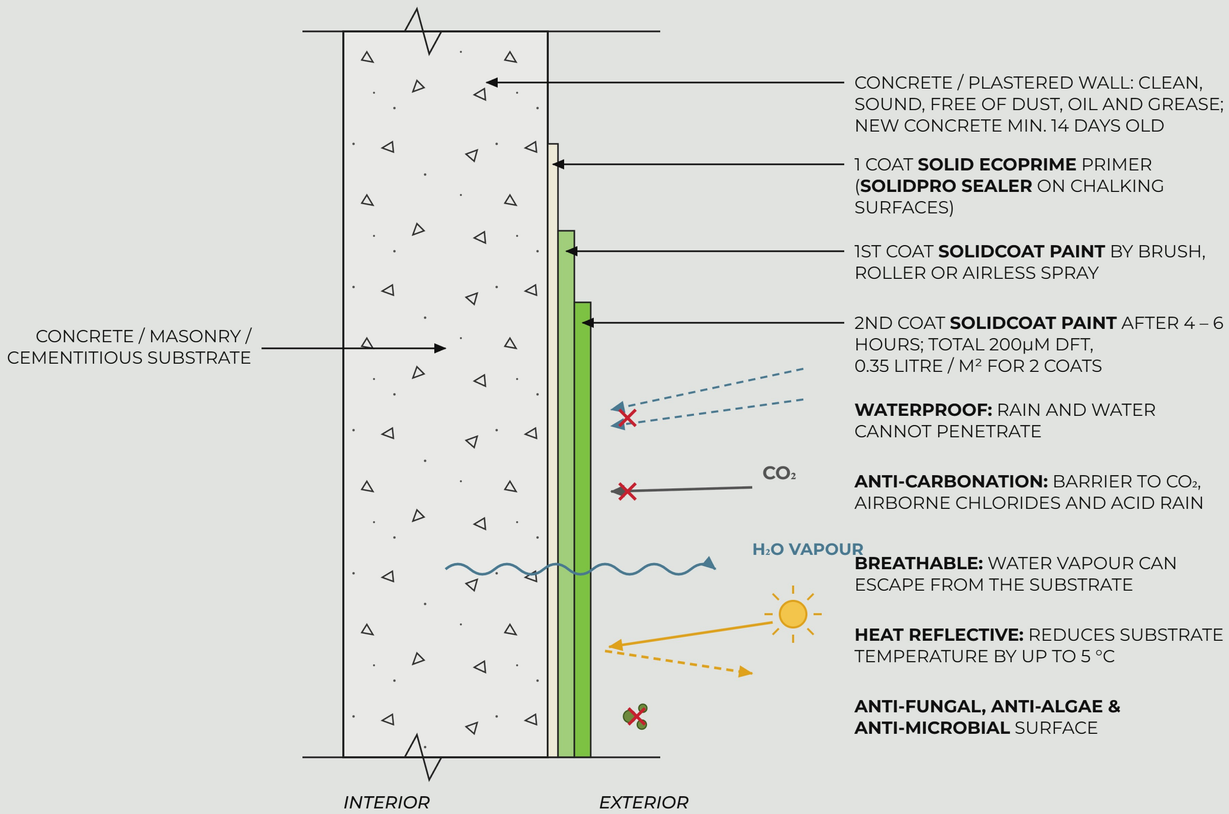

DETAIL A

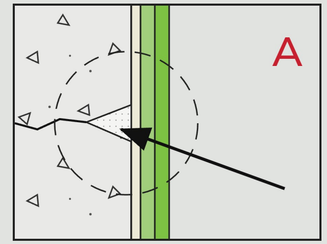

DETAIL B

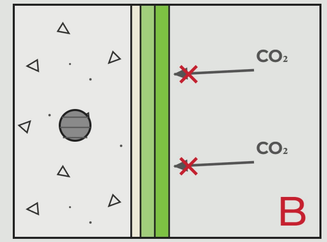

A: CRACKS AND HOLES SEALED WITH FILLER; ELASTIC FILM BRIDGES MINOR CRACKS.

B: COATING ACTS AS CO_2 BARRIER, PROTECTING THE CONCRETE AGAINST CARBONATION.

TITLE

WATERPROOF & ANTI-CARBONATION PAINT SOLIDCOAT PAINT

NOTES

1. SEAL ALL HOLES AND CRACKS WITH A SUITABLE FILLER BEFORE PRIMING.
2. NEW CONCRETE: MIN. 14 DAYS BEFORE COATING; IF IN DOUBT, ALLOW THE FULL 28 DAYS OF CURING.
3. APPLY SOLIDCOAT PAINT ONCE THE PRIMER IS TACKY OR TOUCH DRY (1 – 2 HOURS).
4. APPLY WITHIN 3 – 40 °C; DO NOT APPLY IN RAINY WEATHER. IN HOT, DRY WEATHER, DAMPEN UNPAINTED SURFACES WITH WATER SO THE PAINT DOES NOT DRY TOO QUICKLY.
5. FOR CONCRETE, MASONRY AND CEMENTITIOUS SURFACES ONLY. COLOUR TO SOLID SYMPHONY OF COLOURS CHART.

CLIENT

SOLID GREENTECH SOLUTIONS

PROJECT

PROTECTIVE COATING DETAIL

STATUS

SPECIMEN USE ONLY

APPLICATION

CONCRETE & PLASTERED WALLS

SCALE

NOT TO SCALE

CHECKED

DRAWN BY

INFORMATION

This drawing is copyrighted and remains the property of Solid Green Tech Solutions Sdn Bhd. It may not be reproduced, distributed, or used without prior written consent. Do not scale from this drawing; all dimensions must be verified on-site, and any discrepancies reported before commencing affected work. Maximum occupancy is subject to statutory requirements and the building's fire strategy, while the final setting out depends on a detailed site survey.

DISCLAIMER : INDICATION OF CONSTRUCTION SPECIFICATION ONLY.